



NEW
INTERLOCK
NEW SLIM SIGHTLINES
to Maximise Natural Light
Same Ultimate Performance!

RÄUM

ALUMINIUM WINDOWS AND DOORS





INTRODUCING
THE NEW
STANDARD
IN GLAZING



WELCOME

The RÄUM brand signifies luxury and ultimate style, giving you confidence all RÄUM products are designed to offer superior aesthetics, operate smoothly, and are also built to last. As such, RÄUM is positioned at the high-end of the window and door market, where there is high demand for systems which embrace innovation, luxury and performance.

All RÄUM products come covered by our comprehensive **10-Year Manufacturing Guarantee** – including locks, handles, profiles, laminates, and all other components used in the finished product.

High performance meets stand-out aesthetics with **RÄUM**: A new premium collection of products aimed at the high-end of the home improvement market. Influenced by the German word for 'space', **RÄUM** encapsulates superior quality, functionality and style to raise the bar in standards for double and triple glazed solutions.



When it comes to installation, we've got you covered – members of our RÄUM Registered Installer Scheme have been rigorously trained, assessed and vetted to give you complete peace of mind, and ensure your project is completed to the very highest standards.

We hope this brochure gives you plenty of inspiration for your next home improvement project – and if you'd like any more information, please don't hesitate to give your Registered RÄUM Installer a call.



RÄUM FEATURES AND BENEFITS



SECURITY

Your home and your family are the most precious things in life, so never compromise on security. RÄUM windows and doors are designed with enhanced security features to keep out even the most determined intruders.

PANORAMIC VIEWS

Our range of RÄUM aluminium doors will complement your home with striking panoramic views. The slim aluminium profiles are designed to give you a structurally sound product that will last for many years with minimal maintenance.

PERFORMANCE

RÄUM offers you a wide and diverse range of windows and doors that provide structural integrity, weather performance, thermal enhancement and security. RÄUM windows and doors comply with and in many cases exceed current building regulations. U values as low as 1.1 are attainable.

GUARANTEE

All RÄUM aluminium windows and doors come covered by our comprehensive **10-Year Manufacturing Guarantee** – including locks, handles, profiles, laminates, and all other components used in the finished product.

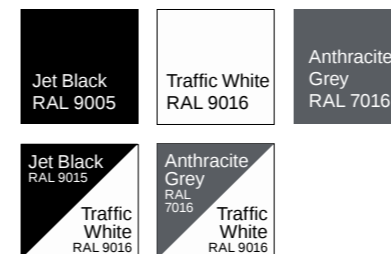


COLOUR & FINISHES

There are literally hundreds of colours to choose from and you can have a different colour inside and out. You can choose between a matt or gloss finish, or opt for our special Coatex finish. You can even choose one of our realistic wood effect finishes if you prefer.

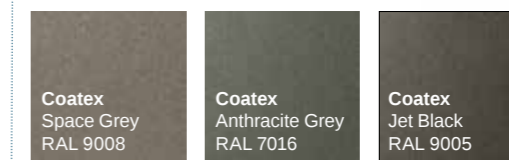
We offer three colours as standard, Jet Black, Traffic White and Anthracite Grey as well as any RAL colour finishes to order

STANDARD COLOURS



COATEX PREMIUM FINISH

Low maintenance, scratch resistant, metallic Coatex finish available in 3 colours as standard.



Jet Black and Anthracite Grey are in a matt finish as standard, high gloss option can be selected. Traffic White is satin as standard with high gloss as an option.



RÄUM BI-FOLDING DOORS



Uncompromising design and performance

It's simple and effortless to fold back a wall of Bi-Fold door leafs and let guests wander freely between your home and garden. Then, if the weather is changeable, the Bi-Fold doors can be partially or fully closed – and opened again – quickly and without fuss.

Truly bespoke Bi-Folding doors

For those who demand the absolute best, our Bi-Folding doors can be designed to fit almost any space, size, or configuration. Industry-leading maximum sizes facilitate the design of Bi-Folding doors up to a very impressive 3m in height, and that is just the start. The flexibility of our design means we can create solutions with a single traffic door.

Truly bespoke Bi-Folding doors

RÄUM offers a sleek contemporary appearance, smooth functionality and optimal performance in air and weather tightness. This style can be used to replace an existing patio or French door or used to open up entire walls, with 2 to 7 panel combinations creating entrance ways up to 7m across.

A must-have home improvement product

The RÄUM Bi-Folding Door is favoured for its ability to completely open up a room to outside, flooding it with light and creating the sense of increased height and space. Can be configured in left, right and split openings, with a traffic door option available for easy access to outside without having to fully slide open the door.

RÄUM BI-FOLDING DOORS



Superior air, wind and water resistance up to 600pa

U-Value 1.1W/m2K



Wide-span designs achievable up to 3m high and 7m wide

Smooth functionality; high-spec steel rollers means door can be opened and closed in seconds

Glazing thickness between 12mm and 55mm can be accommodated including triple glazing

DOOR CONFIGURATIONS



1 Panel 2 Panels



Type 1-1-0 Type 2-2-0 Type 2-1-1

3 Panels



Type 3-3-0 Type 3-1-2

4 Panels



Type 4-4-0 Type 4-1-3 Type 4-2-2

5 Panels



Type 5-5-0 Type 5-1-4 Type 5-2-3

6 Panels



Type 6-6-0 Type 6-1-5 Type 6-3-3 Type 6-2-4

7 Panels



Type 7-7-0 Type 7-1-6 Type 7-2-5 Type 7-3-4

Contemporary architecture demands both the highest performance levels and flexibility of styling. The RÄUM Bi-Folding door offers you the freedom of design with 1 to 7 leaf options, slim sight line of only 131mm and 4 threshold solutions to suit your environment.



BI-FOLDING DOORS - PRODUCT SPECIFICATIONS

- Industry-leading security - tested to PAS24 and Secured by Design accredited
- Industry-leading thermal insulation - Airtightness Class 4 and Water Resistance Class 9a (600Pa)
- Up to 7 panel combinations with doors opening either inwards or outwards
- U values as low as 1.1 (depending on sealed unit choice)
- Double and triple glazed options
- Multiple threshold combinations allowing for disabled access
- Maximum height 2.5m (CF68) or 3.0m (CF77)
- Maximum individual panel width 1.0m (CF68 and CF77)
- Slim frame for the best design aesthetics
- Comprehensive range of handles and accessories



COLOUR & FINISHES

There are literally hundreds of colours to choose from and you can have a different colour inside and out. You can choose between a matt or gloss finish, or opt for our special low maintenance, scratch resistant, metallic Coatex finish.

You can even choose one of our realistic wood effect finishes if you prefer.

We offer three colours as standard, Jet Black, Traffic White and Anthracite Grey as well as any RAL colour finishes to order

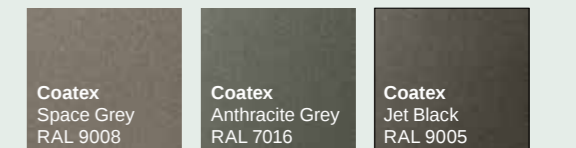
STANDARD COLOURS




Jet Black and Anthracite Grey are in a matt finish as standard, high gloss option can be selected. Traffic White is satin as standard with high gloss as an option.

COATEX PREMIUM FINISH

Low maintenance, scratch resistant, metallic Coatex finish available in 3 colours as standard.



BI-FOLDING DOOR HANDLE OPTIONS



STANDARD HANDLE OPTIONS

The Standard Bi-Fold Handles and hinges are available in 6 colour finishes:

- White
- Black
- Polished Chrome
- Anthracite Grey
- PVD Gold
- Satin Chrome

All with intermediate door handles to match, hinges available in Black, White and Silver Grey.

RÄUM HANDLE OPTIONS

For people who desire the ultimate in design, RÄUM offers a salubrious handle range.





LIFT & SLIDE DOORS

If you want to keep at the cutting edge of what is possible in the world of sliding doors, then look no further than the RÄUM Lift and Slide Door

Combining uninterrupted views, flexible design and fantastic aesthetics the RÄUM Lift and Slide Door also has an impressive specification. Despite the slim sightlines the RÄUM Lift and Slide Door carries up to 300kg of weight allowing you to span large apertures with fewer panels and reach heights of up to 2700mm. The size of double or triple glazed units does not affect the smooth single finger operation of the opening mechanism, and creates beautiful light open spaces.

The cornerless opening allows you to open up the interior of a property like never before and creating a breathtaking architectural statement.



LIFT & SLIDE DOOR SYSTEM

Customise your Door

The RÄUM Lift and Slide 130LS is available in the full RAL range of colours with dual colour also available as well as Coatex textured finish and a selection of designer handles the doors can truly be customised.

Choose High Performance

Together with high energy performance and stylish customisable looks, our doors make an excellent solution for low-energy contemporary architecture.

LIFT & SLIDE DOORS ENVIRONMENTAL ENHANCEMENTS



SECURITY

Your home and your family are the most precious things in life, so never compromise on security. RÄUM doors are designed with enhanced security features to keep out even the most determined intruders. All products have been rigorously tested with Secured by Design accreditation available as an optional upgrade.

INSULATION

Our exclusively designed polyamide thermal break system and multi-chambered profile enables us to achieve industry-leading thermal performance in all our aluminium windows and doors. Combine this with high performance glazing and our sliding patio doors will help keep your house cosy and warm.

DESIGN OPTIONS

Choose from a comprehensive range of designs using one, two or even three tracks with multiple sliding doors. Our sliding doors come in industry-leading maximum sizes, maximising the glass area and giving you unobstructed views.

SAFETY

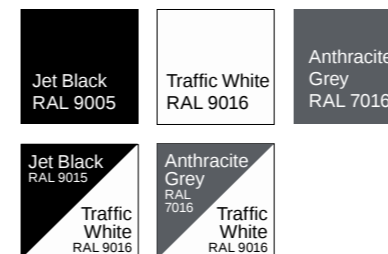
Class one safety glass (that complies with Building Regulations part N) is fitted as standard to all our doors, which means that if it breaks there are no dangerous shards of glass to worry about.

COLOUR & FINISHES

There are literally hundreds of colours to choose from and you can have a different colour inside and out. You can choose between a matt or gloss finish, or opt for our special Coatex finish. You can even choose one of our realistic wood effect finishes if you prefer.

We offer three colours as standard, Jet Black, Traffic White and Anthracite Grey as well as any RAL colour finishes to order

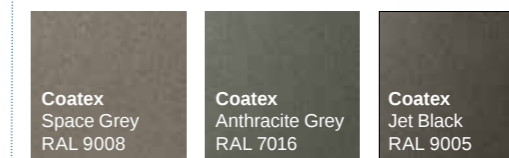
STANDARD COLOURS



Jet Black and Anthracite Grey are in a matt finish as standard, high gloss option can be selected. Traffic White is satin as standard with high gloss as an option.

COATEX PREMIUM FINISH

Low maintenance, scratch resistant, metallic Coatex finish available in 3 colours as standard.

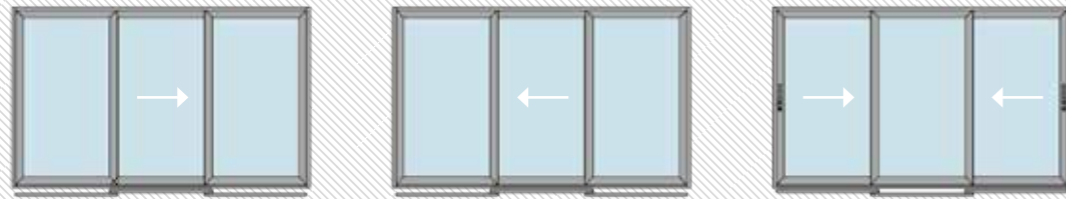


DOOR CONFIGURATIONS


RÄUM 2 Track



LS1 LS2 LS3 LS4

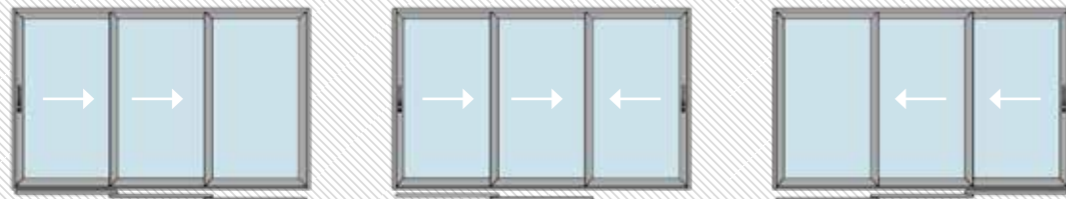


LS5 LS6 LS7

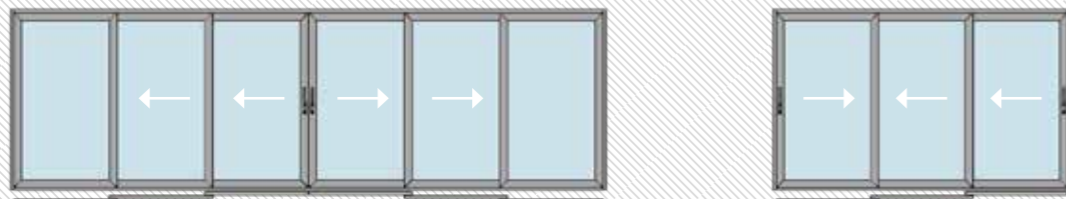


LS8 LS9

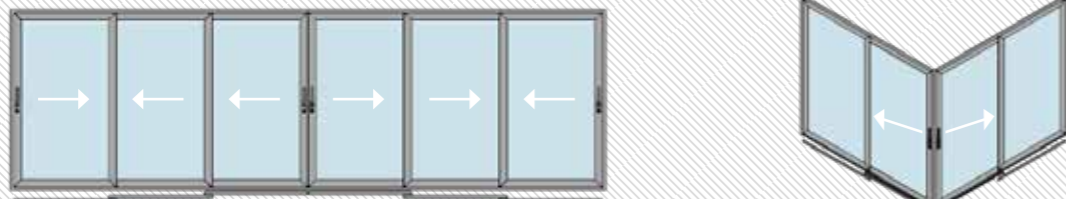
RÄUM 3 Track



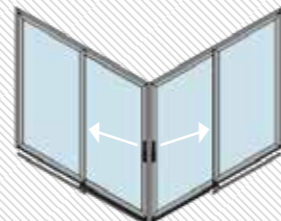
LS10 LS11 LS12



LS13 LS14



LS15



LS90 CORNER

LIFT & SLIDE DOOR DESIGNS

Choose from a comprehensive range of designs using one, two or even three tracks with multiple sliding doors. Our sliding doors come in industry-leading maximum sizes, maximising the glass area and giving you unobstructed views.




Open-corner option: 2 sliding units open up a corner

The corner option sliding door allows you to invite nature inside, adding an extra dimension to your living area. Two doors glide apart to open up the whole corner with no fixed post to obstruct your view, which help to create a unique, stylish look and improve the functionality of the room at the same time.



PRODUCT SPECIFICATIONS

- RÄUM - push up to 300kg with 2 fingers
- Any RAL colour to a standard 60 microns finish
- Siegenia 4 point locking is secure and burglar resistant. Tested to RC2 (EN1627-1630) standard
- 10 Year Guarantee
- Stainless steel rollers – robust and durable
- Teflon coated gaskets - dirt won't stick
- Slim sightlines
- Lift and slide operation
- Dual or Triple track slider
- Low threshold
- U values from as low as 1.38 W/m2k
- Glazing - can accommodate sealed units up to 42 mm
- Luxury handles in 8 finishes
- Standard handles in a choice of silver, black, white and RAL colours
- Fibreglass reinforced polyamide breaks for enhanced thermal performance – UF value of 2.35 W/m2K.



LIFT & SLIDE HANDLE OPTIONS

Serenity is a top quality hardware suite consisting of handles and finger pulls for the RÄUM aluminium lift and slide door.

The premium range of stainless steel handles are available in polished or brushed stainless steel and satin chrome. Whilst the standard range of Zinc handles are available in black, anthracite grey and white.

The soft lines of the lever not only look great but make Serenity very comfortable to use. This 'soft' look is carried over to the handle backplate which features rounded ends.

Benefits at a glance:

- Operates large & heavy lift/slide doors with minimal effort
- Positive location for further ease of use
- Attractive soft lines
- Comfortable feel when in use
- Can be used on inside only, with external finger cup, or as a back to back pair for internal and external operation
- Available with or without profile cylinder hole
- Hi-grip version for extra clearance
- 6 attractive finishes: Black, White, Anthracite Grey, Satin Chrome, Brushed Steel and Polished Steel





RÄUM ALUMINIUM SLIMLINE WINDOWS

Whether you are building your dream house, designing a new extension, adding roof windows to an existing extension, enhancing an existing room with a picture window, or simply fitting new aluminium windows for their contemporary look, our made-to-measure systems can be designed to meet your specific requirements.



Aluminium window systems are low maintenance

Once fitted, the only maintenance aluminium window systems require is an occasional clean with a damp cloth. They will not rot, rust, or ever need repainting. Fitting a bespoke aluminium window system will not only keep your house looking good, it will keep repair work to an absolute minimum. Simply install them, then sit back and enjoy your home and garden without any further fuss.



Large, sleek windows

Aluminium is an inherently strong material. In fact, it is two and a half times stronger than uPVC. This core strength means aluminium window systems typically have a narrower frame and can support significantly larger areas of glass than plastic or timber-frame equivalents. In essence, fitting an aluminium window system gives you the ability to fit bigger and better looking windows.

WHY CHOOSE RÄUM?

Our aluminium windows are engineered for uncompromising performance and stunning aesthetics, but equally important are the options. As with all our products, you can choose from literally hundreds of colours in matt or gloss finishes, select one of the latest textured metallic finishes or even opt for one of our range of wood-grain effects. You can even have a different colour inside and out.

THE BENEFITS OF RÄUM WINDOWS



DURABILITY

Aluminium is a stable material. It isn't prone to great expansion or contraction as the weather changes and it won't suffer the warping problems common with windows manufactured from other materials. Whatever the weather, aluminium window systems will open and close as intended time and again.

INSULATION

Our exclusively designed polyamide thermal break system and multi-chambered profile enables us to achieve industry-leading thermal performance in all our panoramic windows. Combine this with high performance glazing and our windows will help keep your house cosy and warm. We can even supply a system that achieves the exceptionally demanding Passive House standard.

SECURITY

Our windows are fitted with a state-of-the-art multi-point locking system and our internal glazing bead on sash windows prevents the removal of the glass from the outside. Combined with some clever design, this means our aluminium window systems are amongst the most secure on the market, meeting and often exceeding the requirements for some stringent British and European security standards.

WEATHER PROOFING

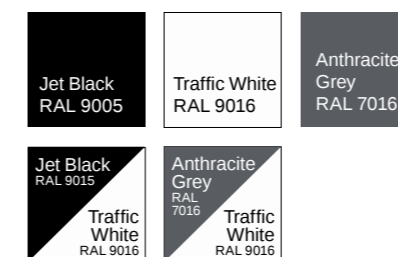
A combination of multiple weather gaskets and a rebated frame profile helps to keep out cold draughts. The multiple chambers in both the aluminium profile and the thermal break further help keep the British weather outside.

COLOUR & FINISHES

There are literally hundreds of colours to choose from and you can have a different colour inside and out. You can choose between a matt or gloss finish, or opt for our special Coatex finish. You can even choose one of our realistic wood effect finishes if you prefer.

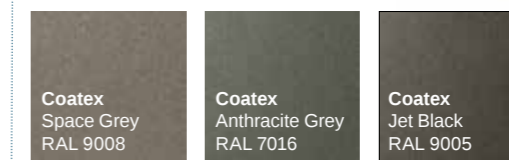
We offer three colours as standard, Jet Black, Traffic White and Anthracite Grey as well as any RAL colour finishes to order

STANDARD COLOURS



COATEX PREMIUM FINISH

Low maintenance, scratch resistant, metallic Coatex finish available in 3 colours as standard.



Jet Black and Anthracite Grey are in a matt finish as standard, high gloss option can be selected. Traffic White is satin as standard with high gloss as an option.





RÄUM ALUMINIUM SLIMLINE WINDOWS

KEY FEATURES

- Rigorously tested to offer the highest levels of performance
- Huge range of design options
- Industry-leading thermal insulation
- Industry-leading weather resistance
- Industry-leading security - Secured by Design
- Enhanced security with hinge-side security brackets
- Ultra-slim frame
- Two-stage keep offering night ventilation
- Multi-point locking system
- Double and triple-glazed options
- Choice of internal and external glazing
- Unique thermal insulation profiles
- Easy-clean egress hinge option
- High quality stainless steel friction stays
- Optional trickle vent
- Four sill options
- Comprehensive range of handles and accessories
- Literally hundreds of colour options
- Dual-colour option - different colour inside and out
- Adjustable corner profiles for bay and bow windows
- Strong and durable
- Low-maintenance



U-Value – Triple-Glazed¹	Down to 1.0 W/m²K
U-Value – Double-Glazed²	Down to 1.4 W/m²K
Window Energy Rating Triple-Glazed¹	A++
Window Energy Rating Double-Glazed²	A
Security³	PAS 24 and Secured by Design
Air-Tightness (EN12207)⁶	Class 4
Wind-Resistance (EN12210; EN12211)⁵	E2400
Water-Resistance (EN12208)⁴	Up to E1050



*PAS24 available as an optional extra

1) Using glazed unit with a Ug value of 0.6 W/m²K.

2) Using glazed unit with a Ug value of 1.2 W/m²K.

3) The security is tested by static and dynamic loads, as well as by simulated attempts to break in using specified tools. This variant requires specific accessories.


4) The water-tightness test involves applying a uniform water spray at increasing air pressure until water penetrates the window.


5) The wind-resistance test is a measure of the profile's structural strength and is tested by applying increasing levels of air pressure to simulate wind force.

6) The air-tightness test measures the volume of air that would pass through a closed window at a certain air pressure.

RÄUM WINDOW HANDLE OPTIONS

- ✓ Contemporary, sculptured cranked handle available in both LH & RH variants
- ✓ Colour-coded push button & screw cover cap
- ✓ Push to release locking mechanism
- ✓ Retrofit spindles available in profile specific sizes
- ✓ Attractive, flush fitting push button
- ✓ Easy-fit push button insert converts handle to Egress type in seconds
- ✓ Secure, key locking





04/19. V5. Part number: BRR4 4002. All images are for representation purposes only. We reserve the right to change product specification if necessary. Actual colours may vary from printed images. Please check with your Installer for further details. The content of this document, photographic reproduction and technical details cannot be reproduced, in whole or in part, without explicit permission. Terms and conditions of sale apply, a copy of which is available on request.
Created by Karma Design www.karmadesignuk.com

RÄUM
ALUMINIUM WINDOWS AND DOORS

